

# Product data sheet

Specifications



General purpose relay, SE Relays, 750R, 3PDT, 10A, 240VAC, octal terminal 11 pins, LED clear cover, lock push button

750XCXRM4L-240A

**Product availability: Stock - Normally stocked in distribution facility**

## Main

Product Type	Plug-in electromechanical relay
Rated Line Current	10 A
Switch Function	3PDT
Contact Composition	3 NO + 3 NC

## Complementary

Rated Operational Current	10 A at 277 V AC (on resistive load) conforming to UL 10 A at 30 V DC (on resistive load) conforming to UL 10 A at 250 V AC-1 (1 NO) (on resistive load) conforming to IEC 10 A at 28 V DC-1 (1 NO) (on resistive load) conforming to IEC 5 A at 250 V AC-1 (1 NC) (on resistive load) conforming to IEC 5 A at 28 V DC-1 (1 NC) (on resistive load) conforming to IEC
[Ue] rated operational voltage	240 V AC
Maximum Switching Voltage	300 V AC UL 30 V DC UL 250 V AC IEC 28 V DC IEC
Control Type	Lockable test button
Mounting Support	plug-in Side flange
Local Signalling	LED Cover Flag
Contacts Material	Silver alloy, gold flashed
Rated Power in HP	0.33 HP 120 V AC 1 HP 277 V AC
Connections Terminals	octal terminal connector socket 11 pins)
Control Circuit Voltage Limits	0.85...1.1 Un AC
Resistance	6800 Ohm
Average Consumption	3 VA
Vibration Resistance	+/- 1 mm 10...35 Hz in operation 3 gn 35...150 Hz in operation
Operating Time	20 ms
Drop-out Voltage Threshold	>= 0.15 Uc AC >= 0.1 Uc DC
Minimum Switching Current	10 mA 17 V DC
Product Weight	2.9 oz (83 g)

Price is "List Price" and may be subject to a trade discount – check with your local distributor or retailer for actual price.

<b>Height</b>	2.2 in (55 mm)
<b>Width</b>	1.4 in (35 mm)
<b>Depth</b>	1.4 in (35.5 mm)

## Environment

<b>Shock Resistance</b>	10 gn
<b>Ambient Air Temperature for Operation</b>	-40...131 °F (-40...55 °C)
<b>Ambient Air Temperature for Storage</b>	-40...185 °F (-40...85 °C)
<b>Product Certifications</b>	UL CSA CE EAC
<b>Dielectric Strength</b>	2500 V AC between coil and contact 2000 V AC between poles 1500 V AC between contacts
<b>Electrical Durability</b>	100000 cycles
<b>Mechanical Durability</b>	5000000 cycles
<b>IP Degree of Protection</b>	IP40

## Ordering and shipping details

<b>Category</b>	US10CP221127
<b>Discount Schedule</b>	0CP2
<b>GTIN</b>	3606480779589
<b>Returnability</b>	Yes
<b>Country of origin</b>	CN

## Packing Units

<b>Unit Type of Package 1</b>	PCE
<b>Nbr. of units in pkg.</b>	1
<b>Package 1 Height</b>	1.41 in (3.57 cm)
<b>Package 1 Width</b>	1.4 in (3.5 cm)
<b>Package 1 Length</b>	2.44 in (6.21 cm)
<b>Package weight(Lbs)</b>	2.9 oz (83 g)




## Environmental Data


Schneider Electric aims to achieve Net Zero status by 2050 through supply chain partnerships, lower impact materials, and circularity via our ongoing “Use Better, Use Longer, Use Again” campaign to extend product lifetimes and recyclability.

[Environmental Data explained >](#)


[How we assess product sustainability >](#)

 <b>Environmental footprint</b>	
Carbon footprint (kg CO2 eq, Total Life cycle)	38
Environmental Disclosure	<a href="#">Product Environmental Profile</a>

### Use Better

 <b>Materials and Substances</b>	
Packaging made with recycled cardboard	Yes
Packaging without single use plastic	Yes
<a href="#">EU RoHS Directive</a>	Pro-active compliance (Product out of EU RoHS legal scope)
REACH Regulation	<a href="#">REACH Declaration</a>
California proposition 65	<p><b>WARNING:</b> This product can expose you to chemicals including: Nickel compounds, which is known to the State of California to cause cancer, and Di-isodecyl phthalate (DIDP), which is known to the State of California to cause birth defects or other reproductive harm. For more information go to <a href="http://www.P65Warnings.ca.gov">www.P65Warnings.ca.gov</a></p>

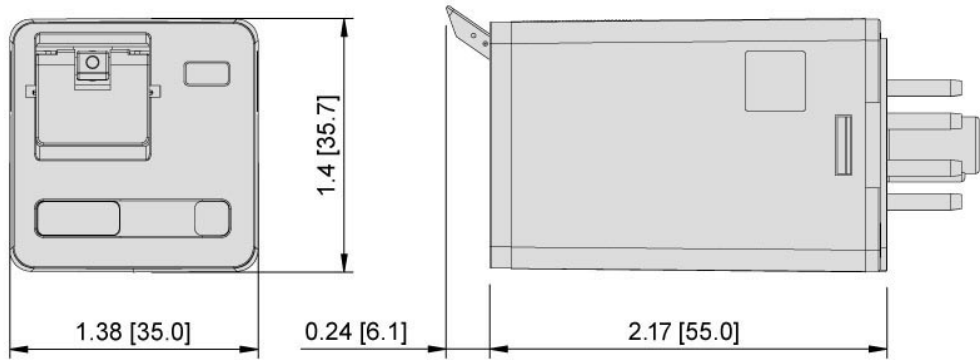
### Use Again

 <b>Repack and remanufacture</b>	
Circularity Profile	<a href="#">End of Life Information</a>
Take-back	No

Dimensions Drawings

Approximate Dimensions

---



Connections and Schema

Connections and Wiring Diagrams

---

